

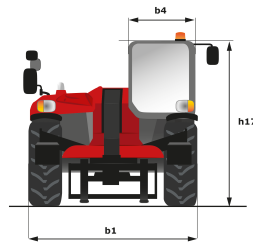
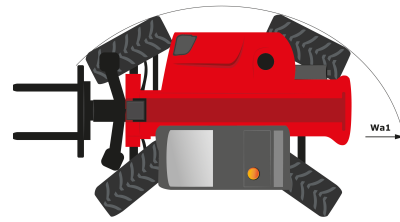
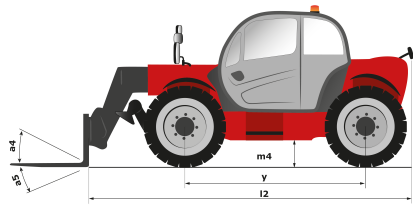
Technical sheet

MT-X 732

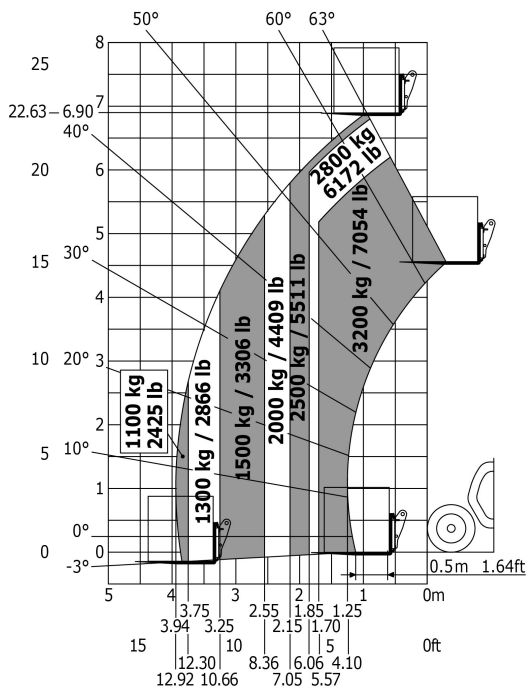
Telehandlers



Capacities	Metric	Imperial
Max. capacity	3200 kg	7040 lbs
Max. lift height	6.90 m	22 ft 8 in
Max. reach	3.94 m	12 ft 11 in
Bucket breakout force	7400 daN	16635 lbf
Weight and dimensions		
l2 - Overall length of fork carriage	4.76 m	15 ft 7 in
b1 - Overall width	2.26 m	7 ft 5 in
h17 - Overall height	2.30 m	7 ft 6 in
y - Wheelbase	2.81 m	9 ft 3 in
m4 - Ground clearance	0.44 m	1 ft 5 in
b4 - Overall cab width	0.86 m	2 ft 10 in
a4 - Tilt-up angle	11.90 °	11.90 °
a5 - Tilt-down angle	113.80 °	113.80 °
Wa1 - Frame outer turning radius	3.80 m	12 ft 6 in
Unladen weight (with forks)	6945 kg	15311 lbs
Standard tyres	Pneumatic	Pneumatic
Standard forks	1200x125x45	47,24x4,92x1,77
Performances		
Lifting	7.20 s	7.20 s
Lowering	5.50 s	5.50 s
Telescope extension	6.50 s	6.50 s
Retracting the telescope	5.40 s	5.40 s
Scoop	2.90 s	2.90 s
Dump	2.80 s	2.80 s
Engine		
Brand	Perkins	Perkins
Environmental standards	Stage 3A	Stage 3A
Model	1104D-44 T	1104D-44 T
Number of cylinders - Capacity	-- 4400 cm ³	-- 268.50 in ³
Power	95 hp / 70 kW	95 hp / 70 kW
Max. torque	392 Nm at 1400 rpm	289.12 ft.lbs at 1400 rpm
Laden drawbar pull	9000 daN	20232 lbf
Transmission		
Type	Torque Converter	Torque Converter
Number of gears (forward/reverse)	4/4	4/4
Parking brake	Automatic negative parking brake	Automatic negative parking brake
Service brake	Oil-Immersed Multi-Discs on Front & Rear Axles	Oil-Immersed Multi-Discs on Front & Rear Axles
Hydraulics		
Type of pump	Gear pump	Gear pump
Hydraulic flow rate - Pressure	104 l/min - 250 bar	27.47 gpm - 3625 psi
Tank capacities		
Engine oil	128 l	33.81 US gal.
Hydraulic oil	128 l	33.81 US gal.
Fuel	120 l	31.70 US gal.
Noise & vibration		
Noise at driving position (LpA)	78 dB(A)	78 dB(A)
Noise to environment (LwA)	104 dB(A)	104 dB(A)
Vibration on hands/arms	<2.5 m/s ²	<8.202 ft/s ²
Miscellaneous		
Steering wheels / Driving wheels	4 / 4	4 / 4
Safety	Standard EN 15000 Cab ROPS - FOPS Level 2	Standard EN 15000 Cab ROPS - FOPS Level 2
Controls	JSM	JSM



Load chart





Siège Social
430 rue de l'Aubinière - 44150 Ancenis Cedex - France
Tel: +33(0)2 40 09 10 11 - Fax: +33 (0)2 40 09 10 97
www.manitou.com



This brochure describes versions and configuration options for Manitou products which may be fitted with different equipment. The equipment described in this brochure may be standard, optional or not available depending on version. Manitou reserves the right to change the specifications shown and described at any time and without prior warning. The manufacturer is not liable for the specifications given. For more information, contact your Manitou dealer. Non-contractual document. Product descriptions may differ from actual products. List of specifications is not comprehensive. The logos and visual identity of the company are the property of Manitou and may not be used without authorisation. All rights reserved. The photos and diagrams contained in this brochure are provided for information only.

MANITOU BF SA - Limited company with board of directors - Share capital: 39,547,824 euros - 857 802 508 RCS Nantes